

Guillotine

NEWS IN ENDOSCOPIC DISC DECOMPRESSION!

Guillotine is a cannulated device for cutting, removal and suction of tissues such as herniated nucleus pulposus in intervertebral disc herniation decompression via spinal endoscopy, cartilage, fibrocartilage and synovial membranes and soft tissues in general, allowing storage of the removed tissue for later analysis by biopsy, quantification or visual analysis. Designed for use in surgeries with reduced space that require tissue removal.



PATENT



MANUAL ACTIVATION



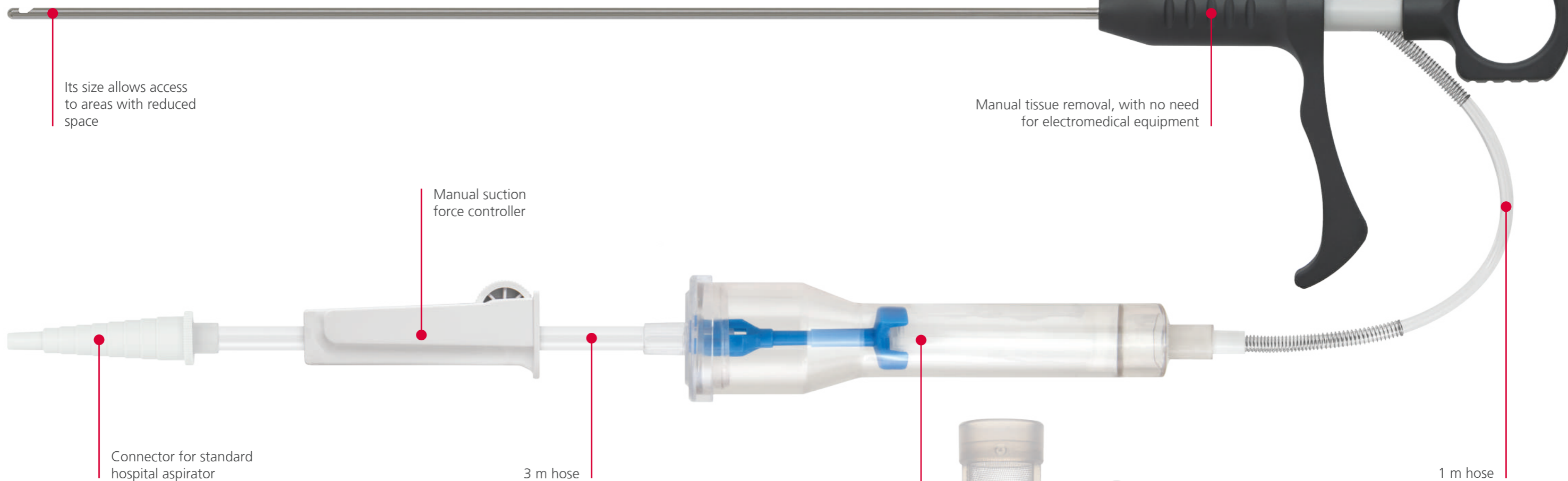
HOOK TIP

Its hook-shaped geometry allows gripping the tissue, resulting in a safer, more precise cut



HANDLE WITH ERGONOMIC GRIP

Activation of the HOOK TIP is done dynamically with oscillating (back and forth) movements



Its size allows access to areas with reduced space

Manual tissue removal, with no need for electromedical equipment

Manual suction force controller


Connector for standard hospital aspirator

3 m hose

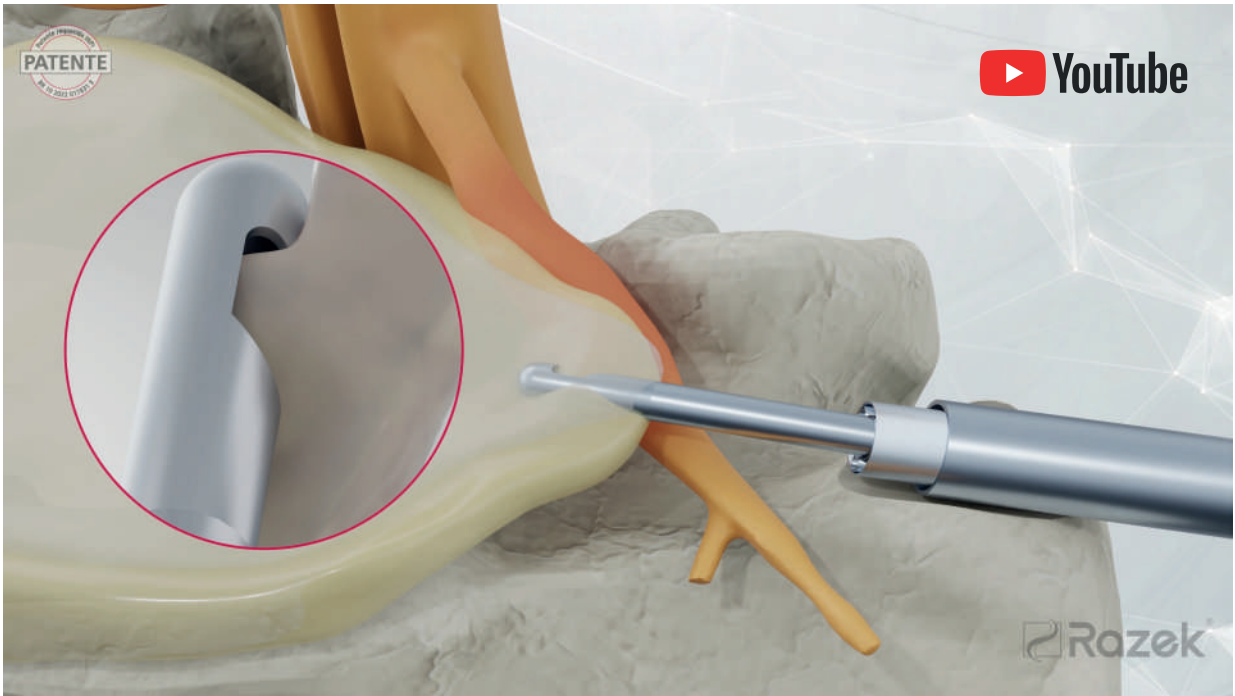
1 m hose

The Guillotine Family models are differentiated by their diameter and length

- **Guillotine C (Code: 921250100)**
It has a diameter of 3.5 mm and a length of 210 mm
- **Guillotine L (Code: 921250200)**
It has a diameter of 3.5 mm and a length of 310 mm
- **Guillotine EC (Code: 921250300)**
It has a diameter of 5.5 mm and a length of 260 mm





Filter and Storage Chamber of the removed tissue for later visual analysis, by biopsy or by quantification



**WANT TO KNOW MORE
ABOUT GUILLOTINE?**

Watch the product video >
through the QR Code on the side



-  www.razek.com.br
-  +55 16 2107 2345
-  +55 16 2107 2346

